



JUNE 2019 NRL 22 OFFICIAL COURSE OF FIRE

Our 3rd season BEGINS! We start off the 19/20 season with a fun COF by Eric Severson of the Sage range. Thanks Eric! We hope that those of you who didn't attend the championship match had a fun practice month because we are back to full steam ahead. Remember that the more people who are members at your club increase the number of participants that will be invited from your club for the 19/20 championship match in Tennessee. So let's get this party started!

Range requirements: NRL22 standard target package, the tank trap, 2 cinder blocks, the saw horse, the folding chair, and 1.5" NRL22 targets and target stands for paper targets.

Shooter equipment: Rifle must be chambered in 22 LR. Rifle is encouraged to have a removable magazine. Scopes with adjustable windage, elevation and a reticle are recommended. Bipods and a rear bag approximately the same size as a volleyball or smaller are also recommended. A sling is a huge aide for positional stages and shooters would benefit greatly from a sling. Special note on equipment, this is a fantastic community. If you are short on equipment, let that be known. The good men and women in this community will fall all over themselves to help you out and lend you theirs.

Safety suggestions: Weed whacker plastic string works very well for Empty Chamber Indicators. Using ECI ensures a rifle is not loaded and especially useful for Ruger 10/22's. The stages' starting positions were deliberately set up for safety. Ensure RO's are very close to new shooters and kids, especially in the positional and barricade stages in case the 180 rule is broken or a transition is made without the action open or safety engaged.

Paper stage suggestions: Have one of the NRL 22 paper targets present at stage briefing so that all shooters can see what it is before they get behind the rifle. Ensure the shooter number is written very large. Because the targets we provide have 2 targets on each one, I have been cutting the targets in half and spreading them out a bit. This seems to reduce crossfires, but they will happen. Only 2 shots count per target. If a shooter accidentally shoots another shooter's target, it benefits the shooter who was shooting at the correct target. However, an RO with a spotting scope ensuring a shooter's target is clean before they shoot will help minimize this. For scoring, the shot just needs to break the line to get the higher points. So if the 10 circle is just barely nipped, that shot is a 10.

Scoring submissions: Download the NRL22 Scores sheet from the downloads section on NRL22.org, fill out the results, and submit scores sheet to matches@nrl22.org, followed by payment for admin fee. Deadline for submissions is JULY 3rd, 2019

Keep in mind that only NRL 22 members are eligible for prizes and while we have a 30 day grace period for membership, if the prizes are already distributed, it is the competitor's loss. The live Facebook show for prizes will happen on JULY 10th, 2019



JUNE 2019 NRL 22 OFFICIAL COURSE OF FIRE

Here is the running list of likely Base class rifles and scopes MSRPs. If you notice models that fit in this list that are missing, please let your match director know. If you have questions about base class, please ask your match director. They are the ones who make the determination.

1. Likely Base class rifle MSRP list:

o Ruger models: 10/22 \$309-899. Precision Rimfire \$529. American Rimfire \$359-579.

o CZ 457 \$365-1144

o Savage models: B22 \$286-445. A22 \$284-509. Mark 2 \$230-639.

2. Likely Base class scopes list:

o Vortex Diamondback Tactical \$449.99-499.99

o Athlon models: Midas Tac \$709-755. Helos BTR \$638-719. Talos BTR \$204-329.

o SWFA models: SS 10x42 Tactical \$299.95 (6, 12, 16 and 20 are the same. SS 10-42M \$399.95. SS 3-15x42 \$699.99.

LET'S DO THIS!



SCORE: _____

STAGE PRONE #1:

THIS STUPID THING IS IN THE WAY!

TIME: 120 SEC ROUND COUNT: 10

RANGES AND TARGETS: .50 YDS, 1" ON SINGLE HANGER

100 YDS, 2" ON DOUBLE HANGER

POINTS: 10 PTS PER HIT, 100 PTS TOTAL

EQUIPMENT: 1 BAG THE SIZE OF A VOLLEY BALL OR SMALLER.

(FOR EXAMPLE A WEIBAD MINI FORTUNE COOKIE)

START POSITION: RIFLE GROUNDED ON THE LEFT SIDE OF THE CINDER BLOCK, STANDING BEHIND RIFLE, MAG IN, BOLT BACK. CINDER BLOCK WILL BE STANDING ON ITS END.

DESCRIPTION: ON START SIGNAL, SHOOTER WILL DROP INTO PRONE AND ENGAGE THE TARGETS AT 50 AND 100 YDS.

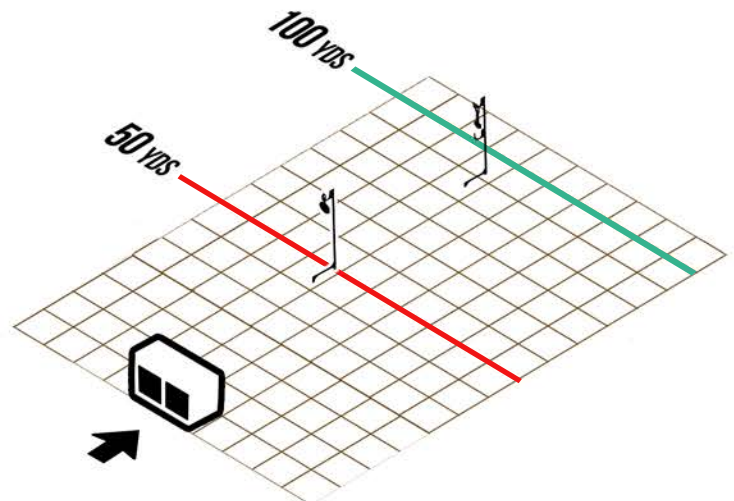

SHOOTER WILL THEN MOVE TO THE RIGHT SIDE OF THE CINDER BLOCK AND ENGAGE THE TARGETS IN THE SAME ORDER,

SHOOTER WILL MOVE TO THE LEFT SIDE AND REPEAT.

MOVE TO THE RIGHT SIDE AND REPEAT.

MOVE TO THE LEFT SIDE AND REPEAT.

MUZZLE MUST BE PAST THE CINDER BLOCK WHEN SHOOTING.



STAGE PRONE #2:

DIAL OR HOLD, THAT IS THE QUESTION?

TIME: 120 SECONDS

ROUND COUNT: 10

RANGES AND TARGETS: 50 YDS, 1" ON KYL RACK

75 YDS, 1.5" ON A DOUBLE HANGER

90 YDS, 2" ON A DOUBLE HANGER

100 YDS, 2.5" ON A SINGLE HANGAR.

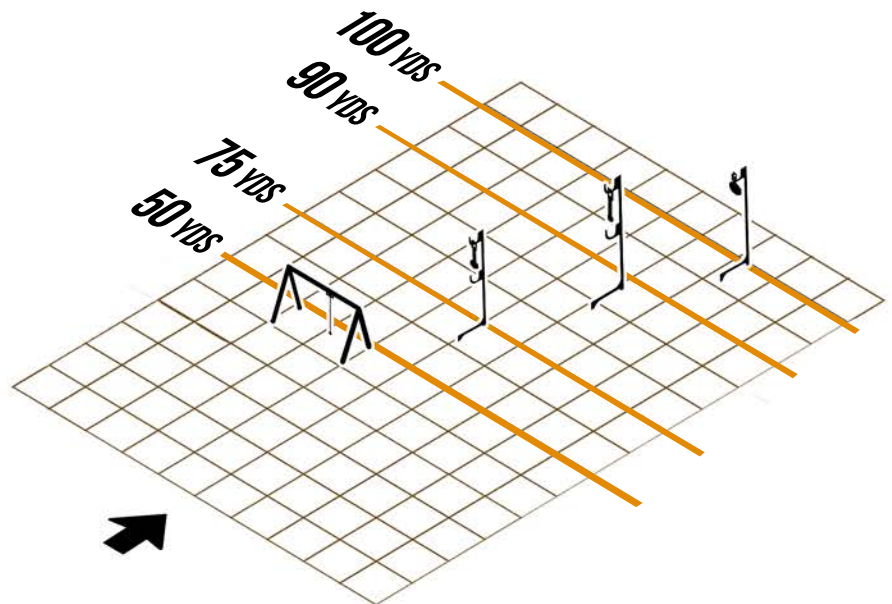
POINTS: 10 PTS PER HIT. 100 PTS TOTAL

EQUIPMENT: 1 BAG THE SIZE OF A VOLLEY BALL OR SMALLER.

(FOR EXAMPLE A WEIBAD MINI FORTUNE COOKIE)

START POSITION: RIFLE GROUNDED,
STANDING BEHIND RIFLE, MAG IN, BOLT BACK

DESCRIPTION: ON START SIGNAL, SHOOTER
WILL DROP BEHIND THE RIFLE AND ENGAGE
THE TARGETS FOLLOWING ORDER: 50, 75, 90,
100, 90, 75, 50, 75, 90, 100.



STAGE BARRICADE #1: **RISK A LOT TO MISS A LOT!**

TIME: 120 SEC

ROUND COUNT: 10

RANGES AND TARGETS: .25 YDS: .25", .5", .75" KYL

POINTS: .25" 10 PTS, .5" 7 PTS, .75" 5 PTS, 100 PTS POSSIBLE

EQUIPMENT: 1 BAG THE SIZE OF A VOLLEY BALL OR SMALLER.

(FOR EXAMPLE A WEIBAD MINI FORTUNE COOKIE)

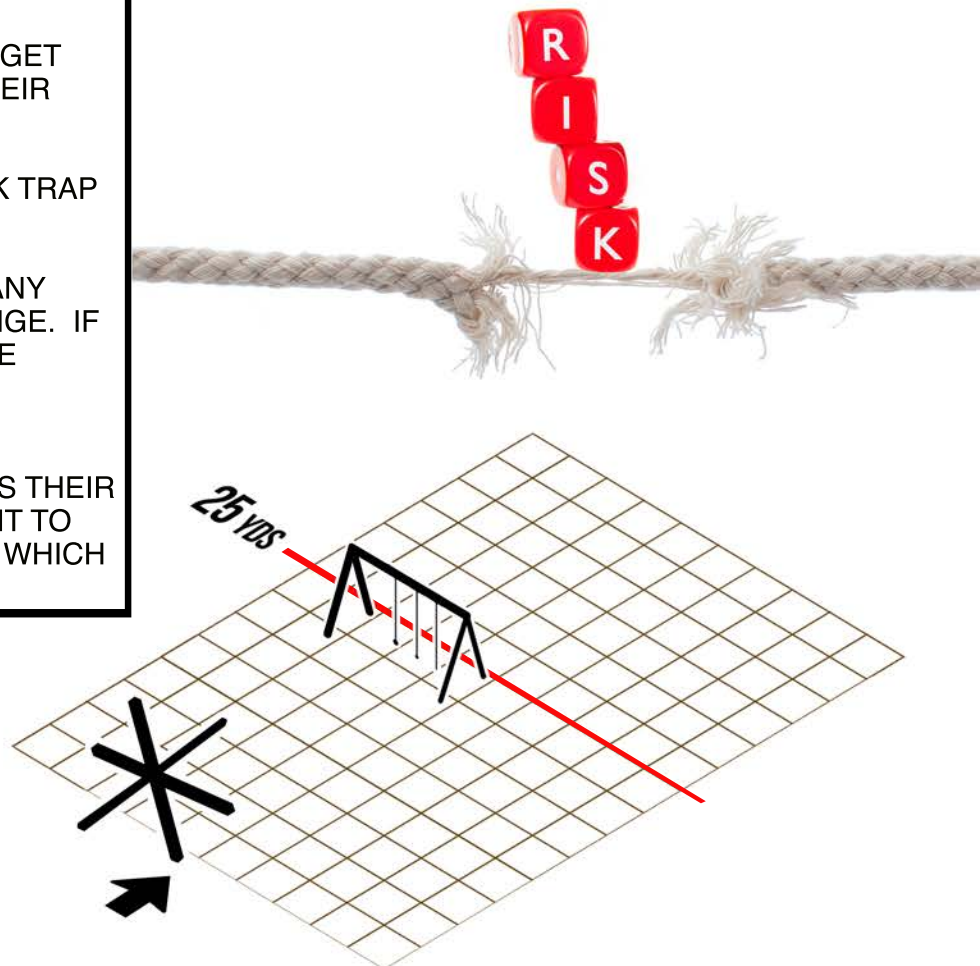
START POSITION: RIFLE RESTING IN THE CENTER OF THE TANK TRAP, MAG IN, BOLT BACK.

DESCRIPTION: SHOOTER WILL TAKE A POSITION AND ANNOUNCE WHICH TARGET THEY WILL SHOOT AT AND ENGAGE THEIR TARGET OF CHOICE WITH 2 ROUNDS.

REPEAT FROM EACH LEG OF THE TANK TRAP AND FINISH IN THE CENTER.

SHOOTER MAY CHANGE TARGETS AT ANY TIME BUT MUST ANNOUNCE THE CHANGE. IF THE SHOOTER IS ENGAGING THE SAME TARGET, IT IS NOT NECESSARY TO ANNOUNCE IT.

MD NOTE: WHEN THE SHOOTER CALLS THEIR TARGET, HAVE THE SPOTTER REPEAT IT TO CONFIRM THAT THE SPOTTER KNOWS WHICH TARGET IS BEING ENGAGED.



STAGE BARRICADE #2: PAPER STAGE PANDEMONIUM

TIME: 120 SEC

ROUND COUNT: 10

RANGES AND TARGETS: 50 YARDS, NRL .22 1.5" PAPER.

POINTS: 5, 7 OR 10 PTS PER IMPACT, 100 PTS POSSIBLE

EQUIPMENT: 1 BAG THE SIZE OF A VOLLEY BALL OR SMALLER.
(FOR EXAMPLE A WEIBAD MINI FORTUNE COOKIE)

START POSITION: RIFLE RESTING ON TOP OF THE SAWHORSE, MAG IN, BOLT BACK.

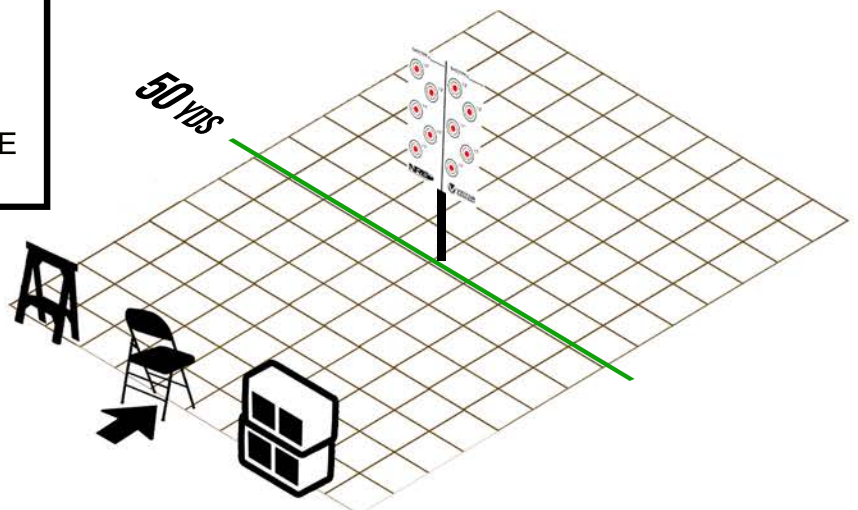
DESCRIPTION: ON START SIGNAL, SHOOTER WILL TAKE A POSITION AND ENGAGE THE TOP TARGET WITH 2 ROUNDS.

SHOOTER WILL MOVE TO THE BOTTOM OF THE SAWHORSE AND SECOND TARGET WITH 2 ROUNDS.

SHOOTER WILL MOVE TO THE TOP OF THE CHAIR AND ENGAGE THE THIRD TARGET WITH 2 ROUNDS.

SHOOTER WILL MOVE THEIR RIFLE TO THE SEAT OF THE CHAIR AND ENGAGE THE 4TH TARGET WITH 2 ROUNDS.

FINALLY, SHOOTER WILL MOVE TO THE 2 STACKED CINDER BLOCKS AND ENGAGE THE LAST TARGET WITH 2 ROUNDS.



STAGE POSITIONAL #1: OH NO! THEY'RE GETTING SMALLER!

TIME: 120 SEC

ROUND COUNT: 10

RANGES AND TARGETS: 50 YDS, 6" ON A SINGLE HANGER.
75 YDS, 5" ON A SINGLE HANGER.
100 YDS, 4" ON DOUBLE HANGER.

POINTS: 10 PTS PER HIT. 100 PTS TOTAL

EQUIPMENT: SLING ONLY. (MAY WE SUGGEST THE SAP SLING)

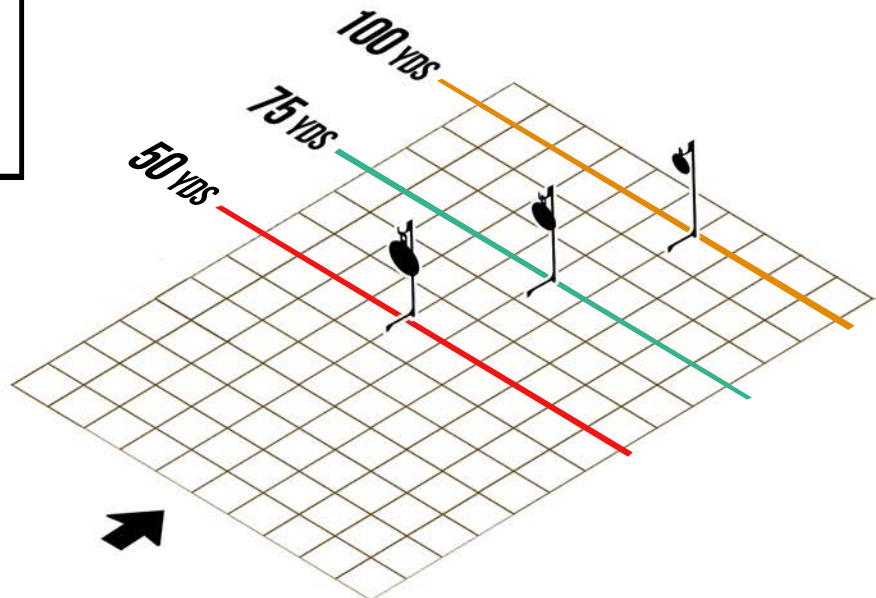
START POSITION: PORT ARMS, MAG IN, BOLT BACK

DESCRIPTION:

ON START SIGNAL, SHOOTER WILL ENGAGE THE 50 YD TARGET WITH 3 SHOTS FROM THE STANDING POSITION.

TRANSITION TO THE KNEELING POSITION AND ENGAGE THE 75 YD TARGET WITH 3 SHOTS.

TRANSITION TO PRONE UNSUPPORTED AND ENGAGE THE 100 YD TARGET WITH 4 SHOTS.



SUPPLEMENTAL



FIG. 1: Standing Unsupported Position.



FIG. 2: Kneeling Unsupported Position.



FIG. 3: Seated Unsupported Position.